



## STATE 9-1-1 COORDINATION BOARD

DEPARTMENT OF PUBLIC SAFETY

118 WEST CAPITOL AVENUE

PIERRE, SD 57501

PHONE: 605-773-3264

FAX: 605-773-3018

**Chairperson:**

Michelle DeNeui  
South Dakota  
Municipal League

**Vice Chairperson:**

Amy Leon  
South Dakota  
Municipal League

**Board Members:**

Vernon Brown  
South Dakota  
Service Provider

Pam Bryan  
South Dakota  
Service Provider

Ted Ruffedt, Jr.  
Dakota Chapter  
NENA

Kelley Anderson  
South Dakota  
Chapter APCO

Duane Sutton  
SD Association of  
County Commissioners

Kelly Serr  
South Dakota  
Sheriffs Association

Gary Jaeger  
SD Association of  
County Commissioners

Rick Miller  
SD Department of  
Public Safety

Tim Toomey  
South Dakota Police  
Chiefs Association

**State 9-1-1 Coordinator**

Maria King  
SD Department of  
Public Safety

August 25, 2022

Reed Holwegner, Director  
Legislative Research Council  
Capitol Building, 3<sup>rd</sup> Floor  
500 East Capitol Avenue  
Pierre, SD 57501

Dear Director Holwegner,

I am submitting for your review the FY2022 Annual Report of the South Dakota 9-1-1 Coordination Board. This report is submitted under SDCL 34-45-20 and it summarizes the operations and findings of the board during state fiscal year 2022.

Please do not hesitate to contact me with any questions you may have regarding the Board's activities over the past year.

Respectfully yours,

Maria King  
State 9-1-1 Coordinator

Enclosure

cc: Craig Price, DPS Cabinet Secretary



# South Dakota 9-1-1 Coordination Board

**\*SOUTH DAKOTA\***



## Annual Report

August 2022

118 W Capitol Ave. Pierre, SD 57501

(605) 773-3264

<https://dps.sd.gov/emergency-services/state-9-1-1-coordination>

# TABLE OF CONTENTS

Board Membership.....	3
Executive Summary.....	4
Background.....	6
Governing Directives.....	7
Laws.....	7
Rules.....	7
Surcharge Revenues.....	7
9-1-1 Emergency Fund.....	8
9-1-1 Coordination Fund.....	8
State 9-1-1 Master Plan.....	10
NextGen 9-1-1 System.....	10
GIS.....	10
Text-to-9-1-1.....	11
PSAP Evaluations and Reviews.....	11
Compliance Reviews.....	11
Financial Reviews.....	12
Summary.....	12

## Figures

1. Revenue and Expenditure Comparison.....	4
2. 9-1-1 Surcharge Flowchart.....	9

## Exhibits

A .....	Surcharge Collections Report
B .....	9-1-1 Coordination Fund Condition Statement
C .....	City/County Annual 9-1-1 Financial Report

---

## BOARD MEMBERSHIP

---

### South Dakota 9-1-1 Coordination Board

#### **Chairperson**

Michelle DeNeui  
South Dakota Municipal League  
Expires: 6/30/24

#### **Vice Chairperson**

Amy Leon  
South Dakota Municipal League  
Expires: 6/30/23

#### **Members**

##### **Duane Sutton**

SD Assn of County Commissioners  
Expires: 06/30/24

##### **Sheriff Kelly Serr**

South Dakota Sheriffs Assn  
Expires: 6/30/22

##### **Kelley Anderson**

South Dakota Chapter of APCO  
Expires: 06/30/23

##### **Chief Tim Toomey**

SD Police Chiefs Association  
Expires: 06/30/22

##### **Vernon Brown**

South Dakota Service Provider  
Expires: 06/30/22

##### **Pam Bryan**

South Dakota Service Provider  
Expires: 06/30/24

##### **Gary Jaeger**

SD Association of County Commissioners  
Expires: 06/30/23

##### **Ted Ruffedt, Jr**

Dakota Chapter NENA  
Expires: 6/30/22

##### **Colonel Rick Miller**

SD Department of Public Safety  
\*No term expiration

##### **Maria King**

SD Department of Public Safety  
State 9-1-1 Coordinator

## Executive Summary

The State 9-1-1 Coordination Board (Board) met eight times during state fiscal year 2022. Michelle DeNeui and Amy Leon served as Board Chair and Vice Chair respectively. Board Members Kippley, DeNeui, and Bryan were reappointed by Governor Noem to serve another term on the Board. Rachel Kippley later resigned and was replaced by Duane Sutton, representing the SD Association of Counties.

Surcharge revenues and distributions were monitored closely by the Board. Fiscal year total revenues were \$12,111,022. Of this, \$8,477,717 was distributed directly to the counties, \$3,633,306 was deposited in the 9-1-1 Coordination Fund, and \$944,659 was distributed to designated PSAPs as incentive funds. (See page 8 for further information regarding incentive funds.) The Board expended \$5,310,465 from the coordination fund. Revenues were consistent and expenditures were higher than last year but within budget due to Board authorized local projects and equipment upgrades that were reimbursed through the coordination fund.

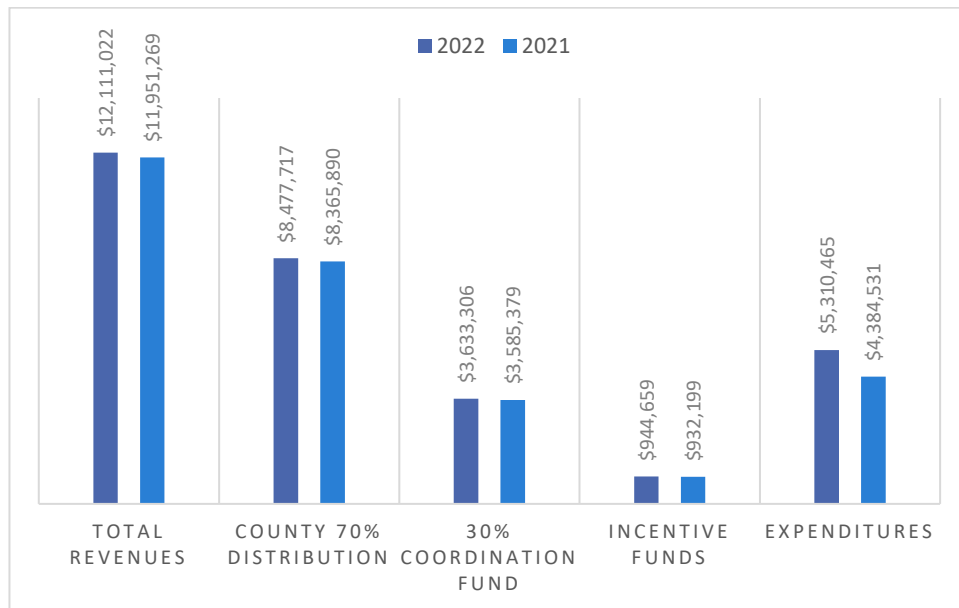


Figure 1.

The Board primarily focused on the next phase of their Next Generation 9-1-1 project with the implementation of the National Emergency Number Association's i3 standard for geospatial call routing to provide more accurate call routing and location information. Migration continues as each of the counties meet the data accuracy criteria required for geospatial call routing. The Board also focused on the the funding project benefitting local county and city Public Safety Answering Points (PSAPs), which has been in place since late 2020. A total of just under \$1.85 million has been paid through the State 9-1-1 fund to these local entities for projects to enhance 9-1-1 operations and services. An additional \$1.9 million has been authorized for projects not yet completed.

Required board evaluations and compliance reviews of PSAPs by the State 9-1-1 Coordinator were performed at six PSAPs. A summary of the FY2022 compliance reviews can be found at <https://boardsandcommissions.sd.gov/bcuploads/PublicDocs/FY22%20PSAP%20Admin%20Rule%20Compliance%20Report.pdf>

Seventy-four annual financial reports submitted by counties and PSAPs were reviewed and approved. The CY2021 county/PSAP annual financial report summary is included in this report as Exhibit C and can also be found on the Boards and Commissions website at <https://boardsandcommissions.sd.gov/bcuploads/PublicDocs/2021%20County%20PSAP%20Financial%20Report%20Summary.pdf>. This data is also used in the annual FCC Fee Report which can also be found on the Boards and Commissions website at <https://boardsandcommissions.sd.gov/bcuploads/PublicDocs/FCC%20911%20Report%20CY21.pdf>. The FCC compiles the data included in this report with all other state responses and submits a final report to Congress annually.

The South Dakota 9-1-1 Coordination Board continues to function as required. The State's deployment of its NextGen 9-1-1 network made it possible to implement more accurate call routing and location information with geospatial call routing which started in November and is still in process in FY2023.

## Background

In 1989, South Dakota lawmakers passed legislation allowing the imposition of a 9-1-1 surcharge on telephone lines in the state. Under that legislation, local governments were allowed to impose a monthly fee of up to 75 cents to provide a portion of the funding for 9-1-1 services. During the 2012 legislative session, lawmakers passed legislation increasing the 9-1-1 surcharge to \$1.25 per line (on all monthly billed phone lines) and added a two percent surcharge on all prepaid wireless phone purchases at the point of sale. This legislation centralized collection at the state level (under the Department of Revenue) and set aside a portion of the surcharge at the state level to cover upgrades to the 9-1-1 system. In 2018, the Legislature removed the sunset clause originally included in the legislation increasing the surcharge to \$1.25, making it permanent funding for the 9-1-1 system.

A number of different task forces, meetings, and studies over the years culminated in the 2008 creation of the South Dakota 9-1-1 Coordination Board, which employs a State 9-1-1 coordinator (within the Department of Public Safety) to work with the PSAPs, counties, vendors, and telecommunication companies on the 9-1-1 system.

The Board and coordinator are charged with the responsibility to:

- Update 9-1-1 statutes to include new and emerging technology
- Set criteria and minimum standards for operating and financing a PSAP
- Conduct PSAP performance audits
- Develop criteria for the eligibility and amount of reimbursement of recurring and nonrecurring costs of operating a PSAP
- Monitor the use of 9-1-1 emergency surcharge funds
- Develop plans for the implementation of a uniform statewide 9-1-1 system
- Report annually to the Governor and Legislature about the operations and findings of the board and any recommendations for changes to 9-1-1 service

\*This document is the Fiscal Year 2022 report for meeting those responsibilities.

## **Governing Directives**

### **A. Laws**

[Chapter 34-45](#) of the South Dakota Codified Law governs the Emergency Reporting System. Updating statutes within the chapter is part of the 9-1-1 Coordination Board's responsibilities.

### **B. Administrative Rules**

[Chapter 50:02:04](#) of the South Dakota Administrative Rules outline the minimum standards for operating and financing a PSAP in South Dakota. The chapter is maintained by the 9-1-1 Coordination Board (administratively through the Department of Public Safety).

No administrative rules of this chapter were changed in FY2022. However, Board subcommittees and a working group are in place to do a complete review of the chapter and identify needed revisions.

## **Surcharge Revenues**

Collection of 9-1-1 surcharge revenue is centralized with the Department of Revenue (DOR) [See Exhibit A – Surcharge Collections Report]. Once the \$1.25 surcharge is collected, DOR transfers the revenue to an agency fund within the Department of Public Safety (DPS). DPS disburses seventy percent of the revenue back to the county/municipality where it was collected. Surcharge revenue is currently disbursed to 63 of the 66 counties in the state. Dewey, Oglala Lakota, and Ziebach counties do not remit surcharges and therefore receive no disbursement. The remaining thirty percent of the \$1.25 surcharge is deposited in the public safety 9-1-1 emergency fund. [See Figure 1 – 9-1-1 Surcharge Distribution on page 9].

In addition to the \$1.25 surcharge, a two percent surcharge is imposed on the sale of prepaid wireless service. It is collected at the retail point of sale. This surcharge is remitted to DOR by the retailers and then transferred to DPS. The revenue collected from the two percent prepaid surcharge is deposited into the 9-1-1 Coordination Fund and expended for the operational expenses of the NextGen 9-1-1 system, annual expenses of the board, and other costs as approved by the Board.



#### ***A. 9-1-1 Emergency Fund***

As mentioned previously, thirty percent of the \$1.25 surcharge collected is deposited into the public safety 9-1-1 emergency fund. The funds are continuously appropriated for distribution, with twenty-six percent distributed to eligible PSAPs and seventy-four percent deposited in the 9-1-1 Coordination Fund. The 74 percent share generated \$2,688,646 in FY2022 and is earmarked for the NextGen 9-1-1 operational costs. The twenty-six percent share, known as incentive funds, generated \$944,659, which was distributed to the eleven eligible PSAPs.

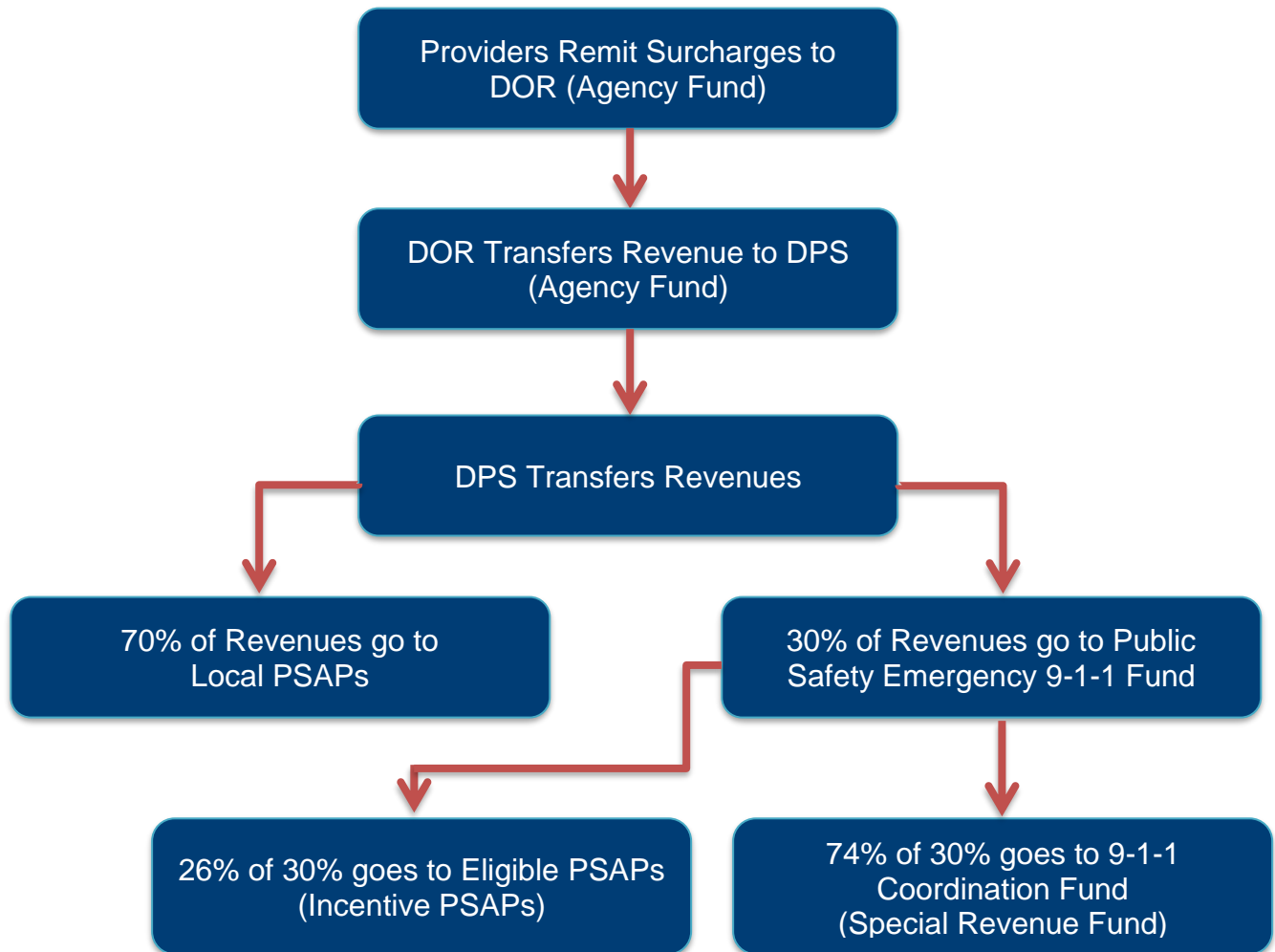
To be eligible for incentive funds, PSAPs must meet two criteria: serve either a minimum of three counties or a population of at least 30,000, and be compliant with 9-1-1 Administrative Rules ([Chapter 50:02:04](#)). PSAPs undergo an on-site review to determine compliance with 9-1-1 Administrative Rules and confirm eligibility to receive the incentive funds. In FY2022, the 11 PSAPs eligible to receive the incentive funds were located in Aberdeen, Brookings, Canton, Huron, Mitchell, Mobridge, Pierre, Rapid City, Sioux Falls, Watertown, and Winner. Collectively, these 11 PSAPs serve 41 of the 66 counties in South Dakota. Incentive Fund Distribution Reports are available at <https://dps.sd.gov/emergency-services/state-9-1-1-coordination/surcharge-information>.

#### ***B. 9-1-1 Coordination Fund***

All funds collected from the two percent surcharge on prepaid wireless service, as well as a share of funds from the \$1.25 surcharge that are deposited in the DPS 9-1-1 Coordination Fund, are continuously appropriated for allowable recurring and non-recurring 9-1-1 costs. This fund supports existing annual recurring costs, such as Board operational expenses, State 9-1-1 Coordinator wages, NextGen 9-1-1 project management and expenses. All contractor and vendor fees for the installation, maintenance, and deployment of the NextGen 9-1-1 system are also paid from this fund. Total expenditures in FY2022 were \$5,310,465 with an ending fund balance of \$11,323,682 [Exhibit B – 9-1-1 Coordination Fund Condition Statement]. Fiscal Year 2022 revenue to the 9-1-1 Coordination Fund was \$4,095,434.

## 9-1-1 Surcharge Distribution

*Effective July 1, 2012*



---

## 2% Prepaid Wireless Surcharge Distribution

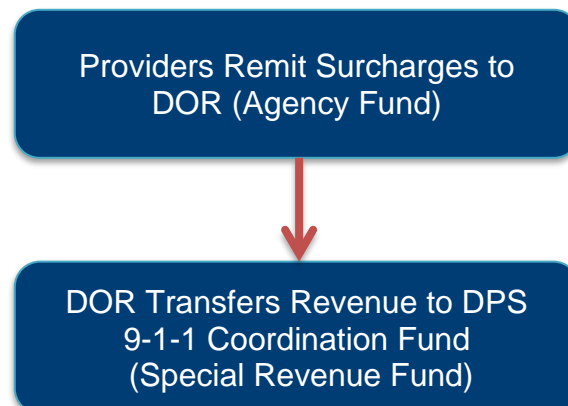


Figure 2.

## State 9-1-1 Master Plan

Required of the Board by [SDCL 34-45-20\(2\)](#), the SD State 9-1-1 Master Plan describes the South Dakota NextGen 9-1-1 System functionality, management, operations and governance. Additionally, it details transition of all South Dakota PSAPs to the South Dakota NextGen 9-1-1 System. The Master Plan is available on the [DPS 9-1-1 webpage](#). It serves as a roadmap for future 9-1-1 services in South Dakota.

Progress towards activation of the Master Plan's NextGen 9-1-1 System is on track with the Board focusing on the next phases of the project to be implemented.

### **A. NextGen 9-1-1 System**

All South Dakota PSAPs participating in the statewide hosted system migrated to Lumen's Emergency Services IP Network (ESInet) by February 2020. This platform provides the foundation for additional technology advances such as Text-to-9-1-1 and geospatial call routing for increased accuracy.

### **B. GIS**

NextGen 9-1-1 call routing will rely on Geographic Information System (GIS) data. This is a shift from how 9-1-1 calls are routed today using a tabular database, called the Master Street Addressing Guide (MSAG).

The Board continues to work with GeoComm to:

- Provide a seamless statewide dataset
- Conduct two statewide GIS data assessments for each of the 66 counties
- Develop GIS maintenance workflows
- Create a statewide NextGen 9-1-1 data model



Over the last year, the focus of the GIS effort has been to support the transition to a GIS based MSAG. The goal of FY2023 is to achieve the GIS benchmark of a 98% Automatic Location Information (ALI) to road centerline synchronization rate for the remaining counties not fully migrated. PSAPs utilizing geospatial call routing benefit from increased call routing accuracy and location information.

### ***C. Text-to-9-1-1***

Text-to-9-1-1 service was launched March of 2021 statewide for all PSAP coverage areas, including Tribal/DOI PSAPs and Ellsworth Air Force Base. South Dakota text volume continues to align with the nationwide statistics of text calls being less than one percent of voice calls made to 9-1-1. The ability for the PSAPs to initiate a text FROM 9-1-1 was implemented this fiscal year, giving call takers enhanced abilities to communicate with hang up or accidental 9-1-1 callers.

## **PSAP Evaluations and Reviews**

South Dakota supports 33 PSAPs, including 17 county-operated centers, 10 city-operated, one (1) independent center, four (4) tribal/DOI centers and one (1) military base which provide 9-1-1 service to the citizens of the State. [SDCL 34-45-20](#) requires the 9-1-1 Coordination Board to evaluate and review the 28 locally operated PSAPs participating in the NextGen 9-1-1 project. This section summarizes those evaluations and reviews.

### ***A. Compliance Reviews***

On behalf of the board, the State 9-1-1 Coordinator completes on site reviews at the PSAPs to document their level of compliance with administrative rules.

Compliance reviews are conducted using a check-list of the minimum standards for operating and financing a PSAP, as required by [ARSD 50:02:04](#).



### ***B. Financial Reviews***

The Board collects an annual financial report from each county and PSAP receiving a distribution of 9-1-1 surcharge dollars. [Exhibit C - City/County Annual 9-1-1 Financial Report]. The counties and PSAPs report their financial data based on the calendar year (their fiscal year). The 2021 annual financial report process was recently completed. A total of 74 reports were received from 28 PSAPs and 46 counties.

Statewide 9-1-1 surcharge funds distributed to counties and PSAPs in calendar year 2021 were \$9.3 million. 9-1-1 expenditures reported were \$30.7 million. Based on these numbers, approximately 30 percent of the local 9-1-1 costs are covered by the 9-1-1 surcharge. The PSAPs reported a total of 348 full and part-time employees working during calendar year 2021. The total number of 9-1-1 calls answered across the state in 2021 was 348,380. The PSAPs reported their total calls answered (both 9-1-1 and non-emergency calls combined) were 1.45 million.

## **Summary**

With a solid NextGen 9-1-1 infrastructure in place, South Dakota was able to begin the implementation process during FY2022 in working with the local GIS data providers for each county to move to a geodatabase and allow for geospatial call routing. Another key functionality provided by the NextGen 9-1-1 network is the ability to do state to state transfers. An agreement signed between North Dakota and South Dakota now allows for the seamless transfer and sharing of 9-1-1 calls with caller and location information across the border. Agreements are in process for two additional bordering states that should be implemented in FY2023. Potential NG9-1-1 federal funding opportunities and State 9-1-1 funds will help provide financing for many more enhancements to South Dakota 9-1-1 services in the future.

Respectfully submitted:

Michelle DeNeui

**Michelle DeNeui – Chairperson**  
9-1-1 Coordination Board

8/17/2022

Date

Craig Price

**Craig Price – Secretary**  
Department of Public Safety

8/22/2022

CP Date

CP

**\*SOUTH DAKOTA\***



# Exhibit A

## 911 Uniform Surcharge & 911 Prepaid Wireless Surcharge FY2022 Dept of Revenue Collections

	FY2021	MAY REMITTED IN JUNE PD IN JUL	JUN REMITTED IN JULY PD IN AUG	JULY REMITTED IN AUGUST PD IN SEP	AUG REMITTED IN SEPTEMBER PD IN OCT	SEPT REMITTED IN OCTOBER PD IN NOV	OCT REMITTED IN NOVEMBER PD IN DEC	NOV REMITTED IN DECEMBER PD IN JAN	DEC REMITTED IN JANUARY PD IN FEB	JAN REMITTED IN FEBRUARY PD IN MAR	FEB REMITTED IN MARCH PD IN APR	MAR REMITTED IN APRIL PD IN MAY	APR REMITTED IN MAY PD IN JUN	FY2022 Total
<b>Lines:</b>														
Telecom Lines		193,320	194,061	191,443	190,821	190,752	188,933	188,251	186,891	185,520	185,274	185,213	183,502	
Wireless Lines		605,402	610,643	611,654	607,249	598,814	614,866	614,958	626,701	616,273	615,611	639,736	624,998	
VOIP Lines		17,974	20,784	22,023	18,748	18,956	19,706	20,231	21,480	20,102	20,106	23,520	22,686	
<b>Total Lines</b>		816,696	825,488	825,120	816,818	808,522	823,505	823,440	835,072	821,895	820,991	848,469	831,186	
Total 911 Emergency Surcharge (\$1.25/line)	12,212,458.75	1,020,870.00	1,031,860.00	1,031,400.00	1,021,022.50	1,010,652.50	1,029,381.25	1,029,300.00	1,043,840.00	1,027,368.75	1,026,238.75	1,060,586.25	1,038,982.50	12,371,502.50
Less: Allowance	261,189.89	21,966.76	22,064.36	22,179.89	21,761.15	21,811.03	22,200.01	21,641.98	21,987.91	21,561.93	21,667.05	22,715.83	18,922.45	260,480.35
<b>Net Surcharge Collected</b>	11,951,268.86	998,903.24	1,009,795.64	1,009,220.11	999,261.35	988,841.47	1,007,181.24	1,007,658.02	1,021,852.09	1,005,806.82	1,004,571.70	1,037,870.42	1,020,060.05	12,111,022.15
Amount of Surcharge Distributed to counties (70%)	8,365,889.51	699,232.31	706,857.01	706,454.03	699,482.94	692,189.19	705,026.87	705,360.64	715,296.47	704,064.97	703,200.65	726,509.34	714,042.13	8,477,716.55
Public Safety Emergency 911 Fund (30%)	3,585,379.35	299,670.93	302,938.63	302,766.08	299,778.41	296,652.28	302,154.37	302,297.38	306,555.62	301,741.85	301,371.05	311,361.08	306,017.92	3,633,305.60
26% = Incentive Funds to Eligible PSAPS	932,198.61	77,914.44	78,763.90	78,719.18	77,942.39	77,129.59	78,560.14	78,597.32	79,704.46	78,452.88	78,356.46	80,953.88	79,564.65	944,659.30
74% = 911 Coordination Fund for Next Gen911	2,653,180.74	221,756.49	224,174.73	224,046.90	221,836.02	219,522.69	223,594.23	223,700.06	226,851.16	223,288.97	223,014.59	230,407.20	226,453.27	2,688,646.30
PrePaid Wireless Surcharge (2%)	1,277,716.09	111,496.35	111,264.95	115,556.20	101,553.64	99,330.49	94,093.93	95,428.64	107,231.11	106,128.70	103,046.89	112,175.29	102,437.36	1,259,743.55
Less: Administrative Fee*	38,505.75	3,437.53	3,445.47	3,495.30	3,241.70	3,122.54	3,011.81	3,035.11	3,319.78	3,274.81	3,197.76	3,387.95	2,968.36	38,938.12
<b>Net amount to 911 Coordination Fund</b>	1,239,210.34	108,058.82	107,819.48	112,060.90	98,311.94	96,207.95	91,082.12	92,393.53	103,911.33	102,853.89	99,849.13	108,787.34	99,469.00	1,220,805.43
<b>Surcharge Collected by Line Type:</b>														
Telecom Lines		241,650.00	242,576.25	239,303.75	238,526.25	238,440.00	236,166.25	235,313.75	233,613.75	231,900.00	231,592.50	231,516.25	229,377.50	2,829,976.25
Wireless Lines		756,752.50	763,303.75	764,567.50	759,061.25	748,517.50	768,582.50	768,697.50	783,376.25	770,341.25	769,513.75	799,670.00	781,247.50	9,233,631.25
VOIP Lines		22,467.50	25,980.00	27,528.75	23,435.00	23,695.00	24,632.50	25,288.75	26,850.00	25,127.50	25,132.50	29,400.00	28,357.50	307,895.00
<b>Total Surcharge Collected</b>		1,020,870.00	1,031,860.00	1,031,400.00	1,021,022.50	1,010,652.50	1,029,381.25	1,029,300.00	1,043,840.00	1,027,368.75	1,026,238.75	1,060,586.25	1,038,982.50	12,371,502.50

**DEPARTMENT OF PUBLIC SAFETY  
911 COORDINATION FUND  
CONDITION STATEMENT (3144-717)**

	<b>FY16</b>	<b>FY17</b>	<b>FY18</b>	<b>FY19</b>	<b>FY20</b>	<b>FY21</b>	<b>FY22</b>
TOTAL RECEIPTS (Revenues)	\$3,838,295	\$3,908,158	\$3,965,047	\$4,015,259	\$7,549,945	\$4,229,646	\$4,095,434
TOTAL DISBURSEMENTS	\$4,264,349	\$3,767,996	\$4,186,515	\$3,567,559	\$2,370,935	\$4,384,531	\$5,310,465
NET (Receipts less Disbursements)	(\$426,054)	\$140,162	(\$221,468)	\$447,700	\$5,179,010	(\$154,885)	(\$1,215,031)
BEGINNING CASH BALANCE	\$7,574,248	\$7,148,194	\$7,288,356	\$7,066,888	\$7,514,588	\$12,693,598	\$12,538,713
ENDING CASH BALANCE	<u>\$7,148,194</u>	<u>\$7,288,356</u>	<u>\$7,066,888</u>	<u>\$7,514,588</u>	<u>\$12,693,598</u>	<u>\$12,538,713</u>	<u>\$11,323,682</u>



## 2021 County/PSAP Annual Financial Report Summary

Exhibit C

County or PSAP Name	PSAP Contract Revenue	Total Expenditures	Fund Balance - Ending	Services & Fees	9-1-1 Remittances	Total Fund Revenues	# of 911 Calls	Total Calls	# of FT Employees	# of PT Employees
Bon Homme County 911	\$0.00	\$180,614.88	\$149,627.95	\$0.00	\$63,359.02	\$63,482.86	3,035	8,131	4	1
Brookings Police Department	\$0.00	\$833,433.55	\$122,781.52	\$29,023.33	\$393,368.83	\$501,452.31	8,712	36,656	6	0
Brown County Communications	\$0.00	\$1,397,895.27	\$1,032,529.59	\$229,735.57	\$454,645.83	\$1,695,261.45	10,563	64,475	15	0
Butte County Dispatch Center	\$336,228.00	\$699,478.39	\$94,797.45	\$14,823.52	\$96,499.60	\$454,236.00	3,296	30,026	6	1
Central South Dakota Communication	\$220,242.03	\$1,165,064.17	\$794,157.78	\$2,207.90	\$206,159.34	\$1,106,277.55	8,657	45,495	11	0
Charles Mix County 911	\$55,984.61	\$310,534.57	\$0.00	\$6,857.85	\$107,637.77	\$163,631.91	4,017	25,774	4	8
Clay Area Emergency Services Commu	\$0.00	\$639,726.00	\$0.00	\$0.00	\$0.00	\$304,968.00	3,828	22,367	8	0
Custer County Communications Cente	\$0.00	\$492,166.07	\$1,296,839.21	\$580.83	\$100,297.29	\$119,544.54	3,920	27,613	6	0
Fall River County Sheriff's Office	\$55,000.00	\$408,080.04	\$469,398.81	\$0.00	\$82,553.82	\$144,637.50	4,427	35,835	6	0
Huron Police Department	\$0.00	\$708,608.78	\$45,215.23	\$50,598.91	\$41,000.34	\$405,458.57	7,241	39,378	8	0
Lake County 911 Communications	\$0.00	\$450,999.01	\$95,593.57	\$12,560.00	\$130,551.69	\$345,085.26	2,580	14,309	7	0
Lawrence Co 911	\$0.00	\$778,049.43	\$909,517.83	\$0.00	\$272,982.09	\$350,186.86	7,805	24,595	8	3
Lincoln County Comm	\$110,720.00	\$1,381,611.93	\$285,780.58	\$48,753.37	\$363,464.16	\$675,685.90	10,396	52,925	11	0
Marshall County 911	\$23,635.75	\$131,600.99	\$24,805.62	\$15,352.30	\$48,339.78	\$75,975.63	654	6,279	6	2
Meade County Telecom	\$162,747.99	\$600,311.23	\$54,630.22	\$375.00	\$238,269.74	\$401,090.69	8,925	48,963	6	2
Metro Communications Agency	\$4,715,196.00	\$4,842,248.00	\$1,375,112.00	\$62,965.00	\$345,867.00	\$5,107,893.00	105,671	277,555	49	10
Miner County Dispatch	\$78,245.00	\$185,205.87	\$25,551.90	\$0.00	\$28,312.56	\$106,609.22	944	7,047	1	8
Mitchell Police Department	\$344,312.18	\$1,067,194.90	\$850,785.53	\$2,766.99	\$239,989.36	\$600,396.70	15,348	75,338	8	3
Moody County Emergency Managem	\$0.00	\$285,320.28	\$220,526.82	\$3,850.00	\$77,836.71	\$110,071.96	2,776	24,048	5	1
North Central Regional 911 Center	\$230,961.00	\$139,449.00	\$393,418.00	\$68,167.00	\$280,736.00	\$309,102.00	10,200	40,385	8	0
Pennington County 911	\$2,265,370.14	\$4,646,175.89	\$3,535,925.61	\$244,902.33	\$1,908,409.55	\$4,191,958.49	76,178	231,523	47	3
Roberts County Sheriff's Office	\$0.00	\$181,845.18	\$7,344.47	\$3,500.00	\$84,923.88	\$105,349.91	5,401	74,786	12	1
Spearfish Police Department	\$0.00	\$583,848.00	\$613,533.91	\$70,861.87	\$126,693.73	\$126,693.73	4,104	23,180	8	0
Spink County Sheriff's Office	\$14,866.03	\$227,147.50	\$93,499.12	\$483.00	\$69,428.33	\$126,212.74	1,573	13,221	4	1
Union County Sheriff's Office	\$0.00	\$553,847.68	\$121,097.86	\$0.00	\$155,999.41	\$177,223.32	5,068	29,594	8	0
Watertown Police Department	\$279,384.00	\$1,038,127.00	\$860,299.00	\$22,953.00	\$343,846.00	\$672,168.00	13,789	67,814	12	0
Winner Police Department	\$0.00	\$787,145.01	\$270,907.21	\$0.00	\$0.00	\$658,052.22	12,292	41,498	8	2
Yankton Police Department	\$0.00	\$650,008.94	\$30,865.56	\$24,257.70	\$0.00	\$150,918.67	6,980	62,073	7	1
Aurora County	\$0.00	\$46,598.15	\$6,227.33	\$46,598.15	\$32,830.59	\$33,299.57	0	0	0	0
Beadle County	\$0.00	\$145,334.79	\$13,058.33	\$145,334.79	\$157,486.97	\$157,522.01	0	0	0	0
Bennett County	\$2,823.94	\$30,864.94	\$8,927.84	\$27,306.08	\$24,966.40	\$31,291.68	0	0	0	0
Brookings County	\$0.00	\$314,726.39	\$24,496.86	\$314,630.20	\$354,119.32	\$354,160.36	0	0	0	0
Brule County	\$0.00	\$93,894.44	\$18,799.44	\$69,886.04	\$64,774.34	\$64,827.99	0	0	0	0
Buffalo County	\$0.00	\$9,500.00	\$123,377.79	\$9,500.00	\$12,284.59	\$12,284.59	0	0	0	0
Campbell County	\$0.00	\$21,143.34	\$21,893.64	\$21,143.34	\$22,903.62	\$22,973.12	0	0	0	0
Clark County	\$0.00	\$42,546.53	\$70,265.86	\$39,323.78	\$39,323.78	\$39,381.92	0	0	0	0
Clay County	\$250.00	\$85,650.00	\$61,970.47	\$85,650.00	\$103,766.31	\$104,428.73	0	0	0	0
Codington County	\$0.00	\$271,532.38	\$51,726.40	\$268,263.70	\$290,768.69	\$290,990.34	0	0	0	0
Corson County	\$0.00	\$26,827.03	\$733.19	\$22,280.95	\$22,278.03	\$22,280.07	0	0	1	0
Davison County	\$0.00	\$208,043.65	\$0.00	\$208,043.65	\$208,043.65	\$208,043.65	0	0	0	0

Day County	\$0.00	\$59,982.02	\$0.00	\$0.00	\$55,319.94	\$55,319.94	0	0	0	0
Deuel County	\$0.00	\$55,183.09	\$29,733.78	\$47,241.83	\$46,633.33	\$46,633.33	0	0	0	0
Douglas County	\$0.00	\$84,488.68	\$28,130.31	\$84,193.62	\$36,365.84	\$36,492.99	0	0	1	0
Edmunds County	\$0.00	\$45,346.87	\$0.00	\$45,346.87	\$45,346.87	\$45,346.87	0	0	0	0
Faulk County	\$0.00	\$32,775.40	\$0.00	\$25,639.42	\$24,102.43	\$24,103.84	0	0	0	1
Grant County	\$0.00	\$83,501.52	\$6,873.48	\$79,973.85	\$79,973.85	\$80,012.70	0	0	0	0
Gregory County	\$0.00	\$73,674.39	\$46,467.63	\$73,674.39	\$56,419.49	\$58,657.13	0	0	0	0
Haakon County	\$0.00	\$40,054.58	\$5,783.21	\$34,981.44	\$25,683.69	\$26,184.90	0	0	0	0
Hamlin County	\$0.00	\$58,709.67	\$0.00	\$58,709.67	\$58,709.67	\$58,709.67	0	0	0	0
Hand County	\$0.00	\$103,275.95	\$43,894.51	\$39,515.05	\$36,986.82	\$50,406.74	0	0	0	1
Hanson County	\$0.00	\$45,239.96	\$62,716.25	\$41,473.04	\$43,111.32	\$43,178.07	0	0	0	1
Harding County	\$0.00	\$12,643.95	\$25,811.96	\$12,643.95	\$16,561.28	\$16,622.02	0	0	0	0
Hughes County	\$0.00	\$64,797.81	\$10,067.55	\$64,797.81	\$64,494.12	\$64,494.12	0	0	0	0
Hutchinson County	\$0.00	\$109,430.93	\$249,648.21	\$102,143.70	\$86,571.35	\$88,272.13	0	0	0	1
Hyde County	\$0.00	\$24,684.55	\$7,653.71	\$17,568.96	\$18,114.52	\$18,507.56	0	0	0	1
Jackson County	\$0.00	\$29,833.86	\$12,062.06	\$17,510.00	\$16,061.51	\$19,054.26	0	0	0	0
Jerauld County	\$0.00	\$21,271.99	\$24,039.98	\$18,920.56	\$22,879.92	\$22,961.92	0	0	1	0
Jones County	\$0.00	\$11,955.49	\$89,455.31	\$11,955.49	\$12,993.81	\$15,969.61	0	0	0	0
Kingsbury County	\$0.00	\$63,890.34	\$110,564.29	\$49,853.77	\$54,205.22	\$54,588.83	0	0	0	1
Lyman County	\$0.00	\$51,049.62	\$37,074.64	\$48,828.00	\$34,259.10	\$34,283.08	0	0	0	0
McCook County	\$1,100.00	\$88,931.69	\$118,725.31	\$77,709.17	\$68,467.46	\$72,643.22	0	0	0	0
McPherson County	\$0.00	\$25,127.99	\$10.32	\$0.00	\$27,081.01	\$27,091.33	0	0	0	1
Mellette County	\$0.00	\$21,997.52	\$1,906.01	\$20,713.76	\$13,901.84	\$13,901.84	0	0	0	0
Minnehaha County	\$0.00	\$2,342,326.45	\$0.00	\$2,342,326.45	\$2,342,326.45	\$2,342,326.45	0	0	0	0
Perkins County	\$0.00	\$37,514.73	\$128,045.83	\$37,514.73	\$43,506.51	\$44,311.17	0	0	0	0
Potter County	\$0.00	\$33,088.38	(\$1,383.08)	\$32,893.24	\$31,343.24	\$31,705.30	0	0	0	0
Sanborn County	\$0.00	\$26,566.28	\$41,491.74	\$25,750.00	\$27,949.23	\$27,949.23	0	0	1	0
Stanley County	\$0.00	\$35,981.04	\$9,966.22	\$30,534.48	\$31,307.50	\$31,331.80	0	0	0	0
Sully County	\$0.00	\$43,626.82	\$7,654.52	\$42,283.92	\$19,261.70	\$19,271.31	0	0	0	0
Todd County	\$0.00	\$4,000.00	\$181,261.51	\$4,000.00	\$981.06	\$1,549.25	0	0	0	0
Tripp County	\$0.00	\$82,497.02	\$0.00	\$82,497.02	\$68,479.45	\$68,499.96	0	0	0	0
Turner County	\$0.00	\$77,446.85	\$60,989.40	\$77,446.85	\$90,794.68	\$91,624.91	0	0	0	0
Walworth County	\$0.00	\$4,665.98	\$20,210.48	\$4,665.98	\$0.00	\$4,665.98	0	0	0	0
Yankton County	\$0.00	\$150,747.74	\$313,580.59	\$117,651.58	\$253,996.82	\$254,460.10	0	0	1	0
Subtotals	\$8,897,066.67	\$30,708,708.36	\$15,848,455.23	\$5,944,494.75	\$11,448,909.15	\$24,482,240.58	348,380	1,450,883	294	54

\*Services and Fees includes the amount paid by a county/city to a PSAP for 911 Services, but may also include other contract fees the county/city pays related to 911.